


# Sidings & Trim Profiles



## West Coast Sidings


### V-RUSTIC SIDING



#793 1x6 Length = 16' & 20'




#794 1x8 Length = 16' & 20'




#795 1x10 Length = 16' & 20'

### BEVEL CHANNEL SIDING




#774 1x8 Length = 16'




#773 1x10 Length = 16' & 20'

### COVE SIDING

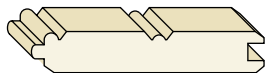


#771 1x8 Length = 16'

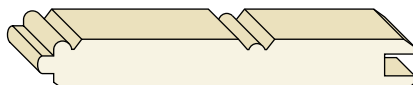


#772 1x10 Length = 16' & 20'

### T&G BEADED

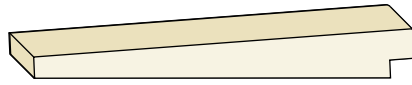


#801 Ceiling Moulding 5/8x4 Length = 16'

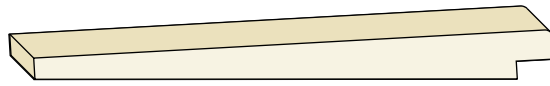


#802 T&G Beaded Siding 1x6 Length = 16'

### RAB SMOOTH FACE R/S BACK SIDING



#371 3/4x6 Length = 16' & 20'



#372 3/4x8 Length = 16' & 20'

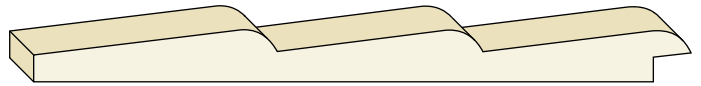
### LAP SIDING



#430 1x6 (2 Lap) Length = 16' & 20'




#432 1x8 (3 Lap) Length = 16' & 20'




#433 1x10 (3 Lap) Length = 16' & 20'

## West Coast Trim


### RESAWN TRIM & FASCIA (S1S2E)



1" 1x2, 1x3, 1x4, 1x6, 1x8, 1x10, 1x12 Length = 16' & 20'



5/4" 5/4x4, 5/4x6 Length = 16'




2" 2x2, 2x4, 2x6, 2x8, 2x10, 2x12 Length = 16' & 20'

# Sidings & Trim Profiles




## Hawaii Sidings

### TONGUE & GROOVE




#229 1x6 Length = 8', 10' & 16'



#230 1x8 Length = 8', 10' & 16'


### PLANTATION SIDING




#231 1x6 Length = 8', 10', 12', 16' & 20'

## Hawaii Trim

### RESAWN TRIM & FASCIA (S1S2E)



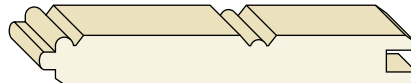
1" 1x2, 1x3, 1x4, 1x6, 1x8, 1x12 Length = 8', 10', 16' & 20'



2" 2x4, 2x6, 2x8, 2x10, 2x12 Length = 8', 10', 16' & 20'

## East Coast Sidings


### EDGE & CENTER BEAD




#802 1x6 Length = 16' & 20'

## East Coast Trim

### TRIM (S4S)



1" 1x2, 1x3, 1x4, 1x6, 1x8, 1x10, 1x12 Length = 16' & 20'



5/4" 5/4x4, 5/4x6, 5/4x8, 5/4x10, 5/4x12 Length = 16' & 20'